

## 2218RGL • 18" Glass Door Refrigerator • 2000 Series

### FEATURES & BENEFITS



STAINLESS  
FRAME



INTEGRATED  
FRAME

#### PERFORMANCE

- Volume of 3.6 cu ft holds up to 79 bottles (12 oz) or 123 cans (12 oz)
- Digital Touch Pad Control is conveniently located on upper face of unit
- Temperature range: 34°F - 45°F
- Convection cooling system rapidly and efficiently takes items to the set temperature
- Maintains temperature to within 1°F of the set point to maximize preservation

#### INTERIOR/EXTERIOR

- Black interior is illuminated with LED lighting that automatically turns off when the door is closed
- Four adjustable tempered glass shelves with 11 height positions
- Full-extension, slide-out crisper drawer is removable for easy cleaning
- LowE coated, argon gas filled thermopane glass door provides protection from harmful UV light
- Standard commercial stainless steel handle is interchangeable with professional handle accessory
- Must be ordered right-hand or left-hand hinged

#### INTEGRATION

- Robust, concealed and covered hinges with built-in door stop and closer
- Integrated model requires 3/4" custom door panel (panels not supplied by U-Line)
- Fixed grille can accept an integrated toe-kick
- Four independently adjustable leveling legs provide a precise undercounter fit

### MODEL DETAILS

Model	Voltage/Hz	Door Swing	Finish	Shipping Weight
U-2218RGLS-00A	115 / 60	Right-Hand Hinge	Stainless Frame	120 lbs
U-2218RGLS-01A	115 / 60	Left-Hand Hinge	Stainless Frame	120 lbs
U-2218RGLINT-00A	115 / 60	Right-Hand Hinge	Integrated Frame	118 lbs
U-2218RGLINT-01A	115 / 60	Left-Hand Hinge	Integrated Frame	118 lbs

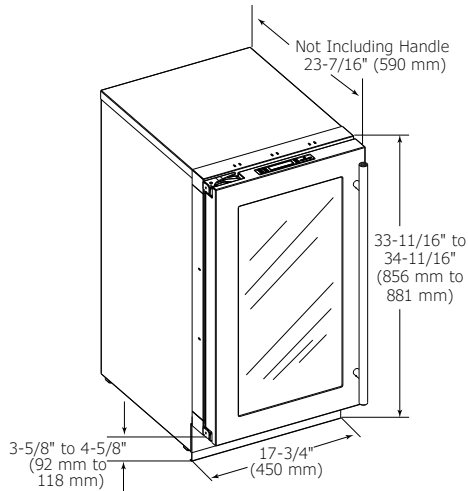
### ACCESSORIES

Model	Description	Finish	Shipping Weight
23074	Professional Door Handle, 1 1/4" Diameter	Stainless	2 lbs
23073	Commercial Door Handle, 7/8" Diameter	Stainless	2 lbs

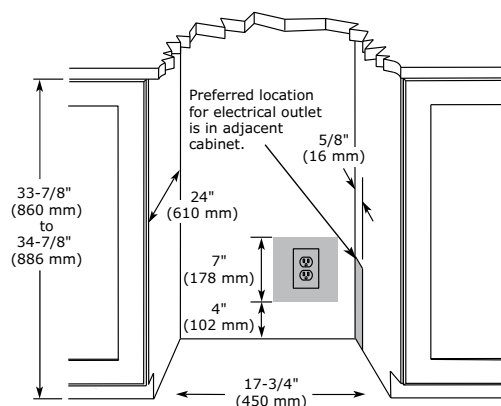
## 2000 Series • 18" Glass Door Refrigerator • 2218RGL

### DIMENSIONS

Dimensions shown apply to all finishes, including Integrated (INT) models with 3/4" integrated panel/frame installed.



### CABINET CUT-OUT



### INSTALLATION NOTES

When installing adjacent to wall, ensure 2 1/2" clearance on hinged side for 90° door opening, allowing ample room for door handle.

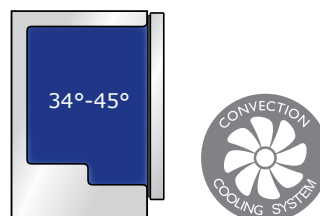
No additional clearance around sides, top or rear of unit is needed for ventilation.

Do not obstruct front grille air flow.

### SPECIFICATIONS

Model	2218RGL
Amps: Running	1.2
Capacity: Bottle (12 oz)	79
Capacity: Can (12 oz)	123
Capacity: Volume (cu ft)	3.6
Control Type	Digital Touch Pad
Dimensions: Product Depth	23 7/16" / 590 mm
Dimensions: Product Height	33 11/16" / 856 mm
Dimensions: Product Width	17 3/4" / 450 mm
Energy Consumption: Avg. Per Year	290 kWh
ENERGY STAR	No
Panel Height	30" / 762 mm
Panel Thickness	3/4" / 20 mm
Panel Type	2 3/4" / 70 mm Frame Panel
Panel Width	17 1/2" / 445 mm
Product Weight: Max	111 lbs
Refrigerant Type	R600a
Sabbath (Star K Certified)	Yes
Temperature Range	34°F - 45°F

### COOLING SYSTEM



### ELECTRICAL REQUIREMENTS

This unit requires a grounded a polarized 115 VAC, 60 Hz, 15 A power supply (normal household current).



Residential



Please visit [u-line.com](http://u-line.com) to view this model's User Guide. All specifications are subject to change without notice.