

3036BVWC • 36" Beverage Center • Modular 3000 Series
FEATURES & BENEFITS

PERFORMANCE

- Volume of 7.0 cu ft holds up to 79 bottles (12 oz) or 123 cans (12 oz) and 31 wine bottles (750 ml)
- Temperature range: Left: 38°F - 65°F / Right: 34°F - 70°F
- Convection cooling system rapidly and efficiently takes items to the set temperature
- U-Select® Control with digital OLED display
- Independently controlled dual-zones
- Rubber mounted compressor virtually eliminates vibration

INTERIOR/EXTERIOR

- Black interior is illuminated with LED theater lighting that automatically turns off when the door is closed, or can be set to stay on for 3, 6, or 24 hours
- Robust full-extension black vinyl coated wine racks allow for easy access and prevent bottles from shifting
- Wine racks accommodate a variety of bottle shapes and sizes; the fourth and fifth racks allow for larger diameter wine and champagne bottles
- The right compartment offers 3 adjustable tempered glass shelves with 11 height positions
- The right compartment features a full-extension, slide-out crisper drawer that is removable for easy cleaning
- LowE coated, argon gas filled triple thermopane glass door provides protection from harmful UV light
- Standard commercial stainless steel handle is interchangeable with professional handle accessory
- Lock models must be ordered right-hand or left-hand hinged

INTEGRATION

- Robust, concealed and covered hinges with built-in door stop and closer
- Adjustable grille can be shifted front-to-back and up-and-down
- Grille can accept a 1/4" custom integrated toe-kick
- Integrated model requires 3/4" custom panel of your choice, or can accept U-Line Euro Style Handleless Stainless Panel Accessory (must be ordered separately)
- Four independently adjustable leveling legs; rear legs are adjustable from the front for ease of installation


**STAINLESS
FRAME**

**STAINLESS
FRAME (LOCK)**

**STAINLESS FRAME
(HANDLELESS PANEL)***

**INTEGRATED
FRAME**

**INTEGRATED
SOLID**

**STAINLESS SOLID
(HANDLELESS PANEL)***
MODEL DETAILS

Model	Voltage/Hz	Door Swing	Finish	Shipping Weight
U-3036BVWCS-00B	115 / 60	Double Doors	Stainless Frame	247 lb
U-3036BVWCS-13B	115 / 60	Double Doors	Stainless Frame (Lock)	247 lb
U-3036BVWCINT-00B	115 / 60	Double Doors	Integrated Frame	230 lb
U-3036BVWCINT-60B	115 / 60	Double Doors	Integrated Solid	226 lb

ACCESSORIES

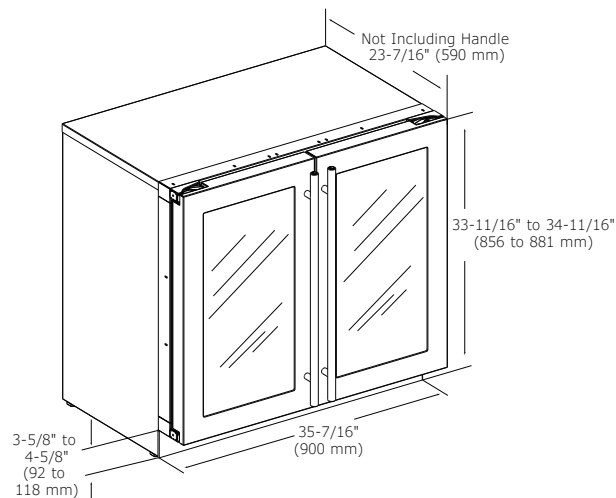
Model	Description	Finish	Shipping Weight
23074	Professional Door Handle, 1 1/4" Diameter (single handle)	Stainless	2 lb
23073	Commercial Door Handle, 7/8" Diameter (single handle)	Stainless	2 lb
U-ESPF45S*	Euro Style Handleless Panel, 18" Frame (single panel)	Stainless	6 lb
U-ESP45S*	Euro Style Handleless Panel, 18" Solid (single panel)	Stainless	9 lb

*Installs on integrated models, 2 panels required.

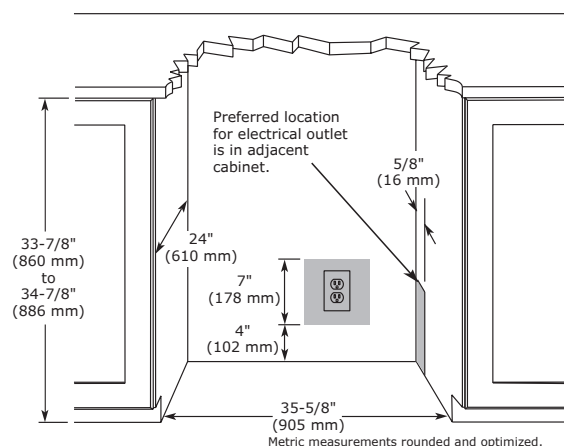
Modular 3000 Series • 36" Beverage Center • **3036BVWC**

DIMENSIONS

Dimensions shown apply to all finishes, including Integrated (INT) models with ¾" integrated panel/frame installed.



CABINET CUT-OUT



INSTALLATION NOTES

When installing adjacent to wall, ensure 2 ½" clearance on hinged side for 90° door opening, allowing ample room for door handle.

No additional clearance around sides, top or rear of unit is needed for ventilation.

Do not obstruct front grille air flow.



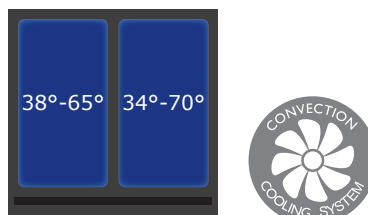
Residential

Please visit U-Line.com to view this model's User Guide. All specifications are subject to change without notice.

SPECIFICATIONS

Model	3036BVWC
Amps: Running	1.2
Capacity: Bottle (12 oz)	79
Capacity: Can (12 oz)	123
Capacity: Volume (cu ft)	7.0
Capacity: Wine Bottle (750 ml)	31
Control Type	U-Select®
Dimensions: Product Depth	23 7/16" / 590 mm
Dimensions: Product Height	33 11/16" / 856 mm
Dimensions: Product Width	35 7/16" / 900 mm
Energy Consumption: Avg. Per Year	320 kWh
ENERGY STAR	No
Panel Height	30" / 762 mm
Panel Thickness	¾" / 20 mm
Panel Type	2 ¾" / 70 mm Frame Panel or Solid Panel (-60 suffix)
Panel Width	17 5/8" / 445 mm
Product Weight: Max	221 lb
Refrigerant Type	R600a
Sabbath (Star K Certified)	Yes
Temperature Range (Left)	Left Temp Range: 38°F - 65°F Beverage: 38°F - 65°F Sparkling Wine: 38°F - 50°F White Wine: 45°F - 55°F Red Wine: 55°F - 65°F
Temperature Range (Right)	Right Temp Range: 34°F - 70°F Beverage: 34°F - 40°F Deli: 34°F - 40°F Market: 34°F - 40°F Pantry: 34°F - 70°F Root Cellar: 45°F - 55°F

COOLING SYSTEM



ELECTRICAL REQUIREMENTS

This unit requires a grounded, polarized 115 VAC, 60 Hz, 15 A power supply (normal household current).