

KML-600M_H

LOW-PROFILE MODULAR CRESCENT CUBER

Item # _____

Project: _____

Qty: _____

*AutoCad available on KCL

KML-600M_H

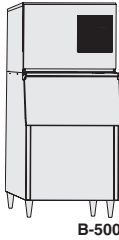
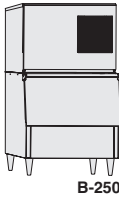
2/06

Item # 13092

CUBER DIMENSIONS

W x D x H

KML-600M_H
30 x 27^{3/8} x 26



KML-600MAH



Air-Cooled
Shown on an optional
B-500

KML-600MWH

Water-Cooled

KML-600MRH

Remote Air-Cooled

- Up to 635 lbs. of ice production per 24 hours
- Durable stainless steel exterior
- Individual crescent cube
- Protected by *HoshiGuard* Antimicrobial Agent **HOSHIGUARD**
- CycleSaver® Design 
- EverCheck® alert system 
- Stainless steel evaporator
- Removable air filters (Air-cooled models only)
- R-404A



Warranty

Valid in United States, Canada, Puerto Rico, & U.S. Territories. Contact factory for warranty in other countries.

Three Year - Parts & Labor on entire machine.

Five Year - Parts & Labor on: Evaporator

Five Year - Parts on: Compressor, air-cooled condenser coil.



KML-600M_H LOW-PROFILE MODULAR CRESCENT CUBER

DIMENSIONS
W x D x H
KML-600M_H
30 x 27^{3/8} x 26

- Air-cooled
- Water-cooled
- Remote Air-cooled

AIR-COOLED

Water Temp ° F.	50°	70°	90°
Air Temp ° F.			
70°	631	599	542
80°	606	556	492
90°	575	521	458

WATER-COOLED

Water Temp ° F.	50°	70°	90°
Air Temp ° F.			
70°	602	590	559
80°	593	573	536
90°	590	560	525

REMOTE AIR-COOLED

Water Temp ° F.	50°	70°	90°
Air Temp ° F.			
70°	635	613	574
80°	618	585	540
90°	613	561	518

UTILITY CONSUMPTION

Model Number	Ice Production Per Cycle		KWH per 100 LBS. 90/70	Potable Water Gal. per 100 lbs.	Condenser Water Gal. per 100 lbs.
	Lbs.	Cubes			
KML-600MAH	10	480	6.9	28.9	NA
KML-600MWH	10	480	5.4	27.6	76
KML-600MRH	10	480	7.1	37.1	NA

SPECIFICATIONS

Model Number	Condenser	Amperage	Min. Circuit Ampacity	Shipping Weight
KML-600MAH	Air-Cooled	8.7	15 A	220 lbs.
KML-600MWH	Water-Cooled	8	20 A	220 lbs.
KML-600MRH	Air-Cooled Remote	9.5	15 A	220 lbs.

STORAGE BINS

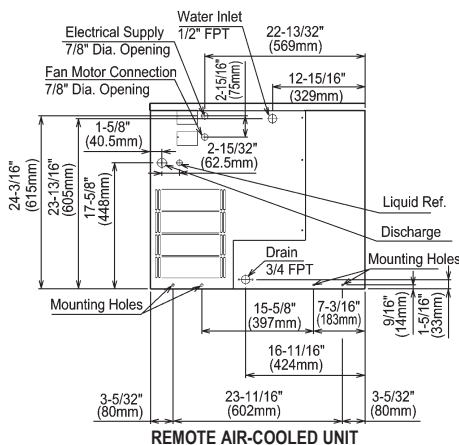
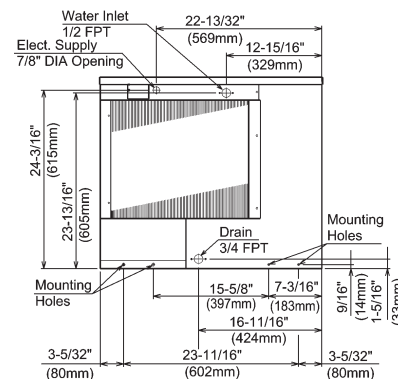
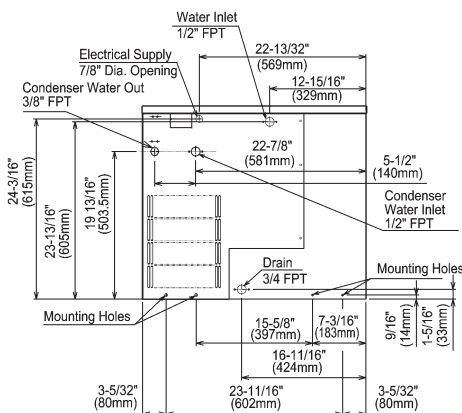
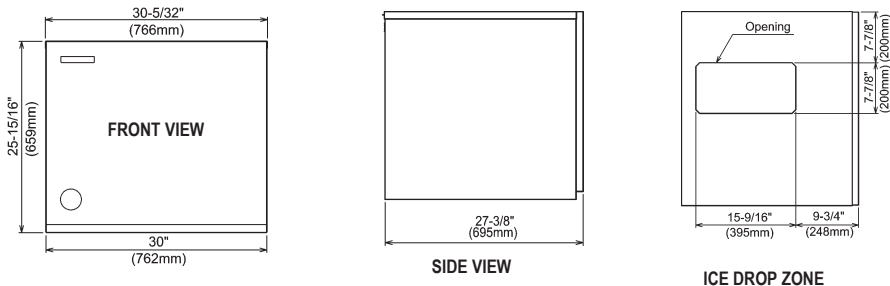
Model Number	Application Capacity	ARI-Rated Capacity
B-250	250 lbs.	230 lbs.
B-500	500 lbs.	360 lbs.
B-700	700 lbs.	550 lbs.
B-800	800 lbs.	600 lbs.
B-900	900 lbs.	660 lbs.
B-1150	1150 lbs.	N/A
B-1300	1275 lbs.	N/A
B-1500	1490 lbs.	N/A
B-1650	1605 lbs.	N/A

ELECTRICAL & PLUMBING/KML-600M_H

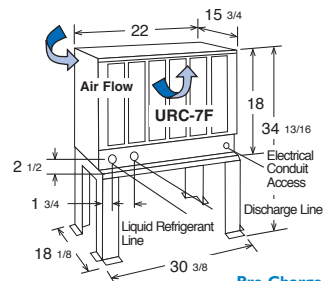
- 208-230/60/1 (3 wire with dedicated neutral for 115V)
- 15 Amp Max Fuse/HACR Breaker Size
- 1/2" OD copper or equivalent independent potable water supply
- 3/4" FPT independent drain connection

© HOSHIZAKI AMERICA, INC.

618 Hwy. 74 S., Peachtree City, GA 30269



URC-7F Remote Condenser (Sold Separately)
For Use with KML-600MRH



Pre-Charged Tubing Kits
(Sold Separately)
20' R404-2046-2
35' R404-3546-2

Voltage supply for the URC Remote Condenser is supplied from the Ice Maker. No additional circuit is required.

OPERATING LIMITS

- Ambient Temp Range: 45 - 100°F
- Water Temp Range: 45 - 90°F
- Water Pressure: 10 - 113psig
- Voltage Range: 187 - 253V

SERVICE

- Panels easily removed and all components accessible for service.
- Removable/cleanable air filters (Air-cooled models only)

TEL 1-800-438-6087

FAX 1-800-345-1325

www.hoshizaki.com

Printed in U.S.A.

