

Scotsman

2006

Accessories & Kits



Bin Top Kits

Bin Accessories

Ice Machine Accessory Kits

Sanitation Solutions

Bin Top Kits

Model Number	For Ice Machines	Use On	Shipping Weight Lb./kg.	List Price
STANDARD BIN TOPS				
KBT14A	NME654, FME804, NME954, FME1204	any HTB, BH550	8/4	\$ 190
KBT14A	NME1854, FME2404, NME2504, FME3004	BH900	8/4	\$ 190
KBT15B	MFE400, NME654, FME804, NME954, FME1204, NME1254, FME1504	BH800	85/39	\$ 525
KBT18C	MFE400, NME654, FME804, NME954, FME1204, NME1254, FME1504, NME1854, FME2404, NME2504, FME3004	SB480 and extensions	95/43	\$ 520
KBT20A	MFE400, NME654, FME804, NME954, FME1204	any HTB, BH550	25/11	\$ 300
KBT22	CME256, CME506, CME656, CME806, CME1056, NME1254, FME1504	BH900	11/5	\$ 195
KBT23	CME256, CME506, CME656, CME806, CME1056	BH800	75/34	\$ 550
KBT24	NME654, FME804, NME954, FME1204	BH900	14/7	\$ 235
KBT25	NME654, FME804, NME954, FME1204 (side by side)	BH900	5/2	\$ 135
KBT27	CME306, CME456	any HTB, BH550	8/4	\$ 190
KBT28	All 21" Flake and Nugget Makers	BH801S-A	10/5	\$ 215
KBT29	All 30" Modular Cubers	BH801S-A	10/5	\$ 215
KBT50	SS top for CME686/CME810	BH1100	80/36	\$ 1,135
KBT51	SS top for (2) CME686/CME810 side-by-side	BH1100	80/36	\$ 1,135
KBT52	SS top for CME686/CME810	BH1300, BH1600	80/36	\$ 1,240
KBT53	SS top for (2) CME686/CME810 side-by-side	BH1300, BH1600	80/36	\$ 1,240
KBT54	SS top for (2) 30" Cubers or Flakers side-by-side	BH1300, BH1600	80/36	\$ 1,240
KBT55	SS top for (2) 30" Cubers stacked	BH1100	80/36	\$ 1,135
KBT56	SS top for (2) 30" Cubers stacked	BH1300, BH1600	80/36	\$ 1,240
KBT57	SS top for (2) 48" Cubers stacked	BH1300, BH1600	80/36	\$ 1,240
KBT58	SS top for MAR	BH1100	80/36	\$ 1,135
KBT59	SS top for MAR	BH1300, BH1600	80/36	\$ 1,240
ECLIPSE® BIN TOPS				
KBT31	CME686, CME810	BH360	9/4	\$ 220
KBT32	CME686, CME810	any HTB, BH550, HD356, HD30	12/5	\$ 275
KBT33	CME686, CME810	BH800, BH801	18/8	\$ 320
KBT34	CME686, CME810	BH900	22/10	\$ 415
KBT36	CME686, CME810	HD22	10/5	\$ 235
ID DISPENSER BIN TOP / ADAPTORS				
KBTABS	CME686, CME810	ABS	24/11	\$ 735
KBT40	CME686, CME810	ABS, ID150	24/11	\$ 715
KBT41	CME686, CME810	ID200, ID250	25/11	\$ 795
KBT42	CME306, CME456, NME654, NME954	ID150	12/5	\$ 330
KBT43	CME306, CME456,	ID200, ID250	26/12	\$ 465
KBT44	CME256, CME506, CME656, CME806, CME1056, NME1254	ID200, ID250	13/5	\$ 320
KBT45	CME686, CME810	Cornelius ED300	36/16	\$ 990
KBT46	NME654, NME954	ID200, ID250	28/13	\$ 545
BIN BAFFLES				
KBAFFLE1	Extended Baffle Kit	BH550	8/4	\$ 105
KBAFFLE2	Extended Baffle Kit	BH800	12/5	\$ 170
KBAFFLE3	Extended Baffle Kit	BH900	12/5	\$ 195

Machine / Bin Top Reference Chart

STORAGE BINS							ICE ONLY DISPENSERS					HOTEL D-BINS	
	BH360	HTB250	HTB350	HTB555	BH550	BH801	BH900	ABS	ID150	ID200/250	Cornelius ED300	HD22	HD30
CME686RLS CME810RLS	KBT31	KBT32	KBT32	KBT32	KBT32 KBAFFLE1 ¹	KBT33	KBT34 KBAFFLE3 ¹	KBTABS	KBT40A	KBT41	KBT45	KBT36	KBT32
CME306 CME456	NO ADAPTER NEEDED	KBT27	KBT27	KBT27	KBT27	N/A	N/A	N/A	KBT42	KBT43	N/A	NO ADAPTER NEEDED	N/A
CME256 CME506 CME656 CME806	N/A	NO ADAPTER NEEDED				KBT29	KBT22	N/A	N/A	KBT44	Cornelius 08026	N/A	NO ADAPTER NEEDED
CME1056	N/A					KBT29	KBT22	N/A	N/A	KBT44	Cornelius 08027	N/A	N/A
CME1386RLS CME1686RLS CME2086RLS	N/A					KBT29	KBT22	N/A	N/A	KBT44	Cornelius 08027	N/A	N/A
NME654 NME954 NME1254RLS(21")	NO ADAPTER NEEDED	KBT14A or KBT20A	KBT14A or KBT20A	KBT14A or KBT20A	KBT14A or KBT20A	KBT28	KBT24	N/A	KBT42 KNUGDIV*	KBT46** KDIL-N-ID2*	N/A	N/A	N/A
NME1254	N/A	NO ADAPTER NEEDED				KBT29	KBT22	N/A	N/A	KBT44 KDIL-N-ID2* KNUGDIV*	N/A	N/A	N/A
NME1854 NME2504	N/A	N/A	N/A	N/A	N/A	NO ADAPTER NEEDED	KBT14	N/A	N/A	N/A	N/A	N/A	N/A
MFE400	N/A	KBT20A	KBT20A	KBT20A	KBT20A	KBT15B	N/A	N/A	N/A	N/A	N/A	N/A	N/A
FME804 FME1204 FME1504RLS(21")	NO ADAPTER NEEDED	KBT14A or KBT20A	KBT14A or KBT20A	KBT14A or KBT20A	KBT14A or KBT20A	KBT28	KBT24	N/A	N/A	N/A	N/A	N/A	N/A
FME1504	N/A	NO ADAPTER NEEDED				KBT29	KBT22	N/A	N/A	N/A	N/A	N/A	N/A
FME2404 FME3004	N/A	N/A	N/A	N/A	N/A	NO ADAPTER NEEDED	KBT14	N/A	N/A	N/A	N/A	N/A	N/A

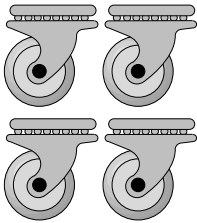
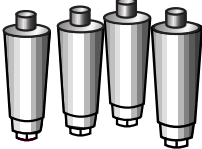

¹ Use recommended order separately from KBT kit.

* Required for dispensing nuggets

** Includes KNUGDIV

N/A – Can not be used together



Bin Accessories

Unit Dimensions (W" x D" x H")	Model Number	Description	Shipping Weight Lb./kg.	Suggested List Price
	CASTER KITS			
	KBC1	Bin caster kit for BH550, BH800/BH801, BH900, SB480. 3.5" diameter wheels, 2 standard wheels and 2 locking. Raises bin 4-7/16" - Not to be used when machines are stacked or with SB480 when using extension.	8/4	\$ 210
	KBC20	Bin caster kit for HTB bins. Includes KBC1. Raises 4-7/16".	20/9	265
	KBC8	Bin caster kit for BH550. 4.0" diameter wheels. 2 standard wheels & 2 locking. Raises bin a maximum of 9.75" - Not to be used when machines are stacked.	25/11	580
	KBC9	Bin caster kit for BH900. 4.0" diameter wheels. 2 standard wheels & 2 locking. Raises bin a maximum of 9.75" - Not to be used when machines are stacked.	30/14	580
	LEG KITS			
	KLP2E	Black enamel, adjustable leveling legs, 6" high.	7/3	\$ 90
	KLP2S	Nickel plated, brushed finish, adjustable leveling legs, 6" high. NOTE: Legs are supplied with self-contained machines, bins and machine stands.	7/3	115
	KLP7	6" legs with flanged feet for HTB or BH550 and BH900 or HD Dispensers.	5/2	110
	KLP4	Heavy duty leg kit: 6" cast aluminum legs & bracket. Must be used when machines are stacked. Fits SB480, BH550, BH801 and HTB bins.	25/11	350
	KLP6	Heavy duty leg kit 6" cast aluminum legs & bracket. Must be used when machines are stacked. Fits BH900.	25/11	350
 19 1/4 x 10 3/4 x 28 1/2	ICE BAGGER			
	BGS10	Hooks over any ice bin opening. Aluminum.	25/11	\$ 425
	KBAG	Case of 1000 bags.	30/14	185
	KTAPE	One Roll - 180 ft.	1/5	25
	KSEALER	Tape sealer.	5/2	220
	Note: BGS10 includes easy bagger, wicket of bags (250), tape sealer and 1 roll of tape.			
	ICE SCOOP HOLDER			
	KHOLDER	Stainless steel scoop holder. Fits all modular ice storage bins.	2/1	\$ 60


Accessory Kits

Model Number	Description	Shipping Weight Lb./kg.	Suggested List Price
REMOTE CONDENSERS			
ERC301-32A	Remote Condenser for CME1002R	110/50	\$ 1515
ERC401-32A	Remote Condenser for CME1202R and CME1402R	113/51	1515
MCDQCK	Tubing End Kit-Contains 4 Quick Connect Fittings for Any RTE Line Set	5/2	120
LANCER & CORNELIUS ACCESSORY KITS			
KLD22-30	Adapter Kit for Placing 22" CM ³ on 30" Lancer Dispenser	10/5	\$ 300
KBLCM3-30	Adapter Kit for Placing 30" CM ³ on 30" Lancer Dispenser (256-806)	10/5	110
KDIL-N-200	Kit, Ice Slide, Ice Level Control & KNUGDIV for ED200	5/3	900
KDIL-N-250	Kit, Ice Slide, Ice Level Control & KNUGDIV for ED250	5/3	900
KDIL-N-L	Kit, Ice Level Control for Lancer Dispensers	2/1	60
HOTEL DISPENSERS			
KIB200	Sink Extension for CD200 and HD356	5/2	\$ 110
KPCCD200	Portion Control Kit for CD200 and HD356	5/2	110
BIN LEVEL CONTROLS			
K6	Stand Off Kit for Mounting Bin Thermostat in Dispensers	5/2	\$ 35
KSTAT22	Bin Stat Kit for 22" Cubers on Bins Without Baffles	5/2	115
KSTAT-MD	Bin Stat Kit for CME1056 on 30" Lancer	5/2	110

AquaDefense® System - Sanitation Solution

	Model Number	Description	Shipping Weight Lb./kg.	Suggested List Price
	AQUABULLET™ - ANTI MICROBIAL WAND			
	ADS-AB6	Bullet 6 Pack	15/6	\$ 725
	AQUAPATROL® - WATER FILTRATION SYSTEM			
	ADS-AP1	Single System	7/3	\$ 230
	ADS-AP2	Twin System	11/5	425
	ADS-AP3	Triple System	16/7	660
	ADS-APRC6	Replacement Cartridge (package of 6)	7/3	370

Water Filtration Systems By

	Model Number	Description	Shipping Weight Lb./kg.	Suggested List Price
	SSM-A FILTRATION SYSTEMS			
	SSM1-A	Single System - Cubers up to 650 lb., flakers, nuggets and nugget dispensers up to 1,200 lb.	7/3	\$ 320
	SSM2-A	Twin System - Cubers over 650 lb., flakers and nuggets over 1,200 lb.	11/5	560
	SSM3-A	Triple System - Cubers over 1,300 lb.	16/7	890
	SSMRC REPLACEMENT CARTRIDGES			
	SSMRC1	Single Replacement Cartridge (package of 1)	3/1.5	\$ 100
	SSMRC6	6 Pack Replacement Cartridge (package of 6)	7/3	520
	SC COARSE PREFILTERS			
	SC10-A	10" Coarse Prefilter	5/2	\$ 110
	SC20-A	20" Coarse Prefilter	11/5	160
SC REPLACEMENT PREFILTERS				
SC10RC40	SC10 Replacement Filter (package of 40)	17/8	\$ 190	
SC20RC20	SC20 Replacement Filter (package of 20)	17/8	200	



Now protected with AquaArmor™ utilizing AgION®, a silver-based anti-microbial compound that reduces the growth of bacteria, microorganisms, algae, mold and slime on ice machine surfaces. AgION is a trademark of AgION Technologies and is registered with the EPA.

An Ice Form To Meet Every Need!

CONTOUR CUBES

Ideal for • Mixed drinks • Ice Displays • Carbonated Beverages
• Ice Retailing • Salad Bars • Ice Dispensing

Advantages:

- High displacement = better quality drinks and increased profits.
- Unique design eliminates splashing from a bottle or dispensing gun
- Liquid flows over the contour shapes smoothly and easily
- Individual cubes make handling and dispensing easy.

NUGGET® ICE

Ideal for • Carbonated Beverages • Blended Cocktail • Salad Bars
• Produce Displays • Therapeutic Uses – Health Care

Advantages:

- The original, chewable ice!
- Versatile, cools drinks rapidly without foaming
- Helps drinks stay cool longer
- Health care facilities use in therapeutic and patient care
- Randomly sized bits of ice are actually flaked ice in compacted form
- Ice does not stick together – is free flowing at all times

GOURMET CUBES

Ideal for Bar Use • Upscale Restaurants
• Waitress Stations • Banquet Service

Advantages:

- Distinctively attractive and slow melting for use in mixed drinks and gourmet drinks
- Size and slow melting hardness makes them ideal for banquet service when re-icing glasses of drinking water
- Non-stick characteristic makes scooping from a bin easy

FLAKE ICE

Ideal for • Produce, Seafood, Meat Displays • Blended Cocktails • Salad Bars • Therapeutic Uses – Health Care

Advantages:

- Dry flakes cool more quickly than other forms of ice
- Cooling power is combined with very low production costs
- Molds to any shape for use in displays and salad bars
- Health care facilities use in therapeutic and patient care

Guidelines to Sizing Ice Systems

Every operation is different and requires special considerations in sizing equipment. For new locations, use the guidelines below. You may want to add 10-20% for growth or add for unusual types of usage, i.e. icing down drink barrels, bagging ice for resale. For a replacement unit, be sure to ask if the existing unit met the operator's needs. If not, add the amount of ice being purchased to the capacity of the existing unit to determine necessary production for the new unit.

FOOD SERVICE

Restaurants	1.7 lbs. per customer or 5.0 lbs. per seat
Cocktail Lounge	3 lbs. per person
Salad Bar	Add 35 lbs. per cubic foot of display. Multiply by 2 or 3 depending on estimated refills required
Fast Food	0.9 lbs. per customer or 7.4 lbs. per seat. Use 2 oz. per 8-10 oz. drink; 4 oz. per 12 to 16 oz. drink

CONVENIENCE STORES / CUSTOMER SELF-SERVICE

4 oz. per 12 oz. drink; 7 oz. per 20 oz. drink; 10 oz. per 32 oz. drink.
Cold plate – add 50% more

HEALTH CARE

7 lbs. per patient bed. Use 2 lbs. per employee

LODGING

3 lbs. per guest room. Plan on substantially more if guests are allowed to fill ice chests

Why Scotsman?

THE LOWEST LIFETIME OWNERSHIP COST – PERIOD!

Best Warranty in the business!

- 3 years parts and labor
- 5 years parts and labor CME & SCE Evaporators, HTB and BH Bins
- 5 years parts on compressor

PATENTED ECLIPSE® TECHNOLOGY

- More reliable, smaller, quieter

SCOTSMAN'S CM³® DELIVERS BEST-IN-CLASS OPERATING PERFORMANCE!

- Minimizes energy and water usage
- Produces most ice with best up-front price in nearly every category
- Auto IQ™ control system monitors operating conditions and constantly adjusts for maximum ice production

CUSTOMER PREFERRED NUGGET® ICE!

- Lower operating cost = increased profits

COMMERCIAL PRODUCTS

Effective January 1, 2006

The Suggested List Price Schedule is intended only as a guideline to pricing. It does not restrict the price a Distributor or Dealer may establish.

TERMS & CONDITIONS

- All product is manufactured in stainless steel unless otherwise noted
- Production capacities are typical peak production for 24 hours at 70°F air and 50°F water
- ARI Certified production capacities are typical peak production for 24 hours at 90°F air and 70°F water
- (SS) Stainless steel
- (RC) Rotocast plastic
- (R-Air) Remote Air
- (RLS) Remote Lowside
- Freight F.O.B. Fairfax, South Carolina and Glendale Heights, IL

WARRANTY

CM³® AND ECLIPSE® CUBERS, ICEVALET® HOTEL DISPENSERS & BINS

(CME, CSE60, SCE, ERC, HD, HTB, BH & SB480)

- 3 years parts
- 3 years labor
- 5 years parts & labor on CME & SCE Evaporator, HTB Bins, BH1100, BH1300, & BH1600 Bins
- 5 years parts on compressor and condenser
- Limited lifetime rust free parts warranty on CM³ food zone and HTB bins

AUTOSENTRY™ FLAKE & NUGGET ICE MACHINES

(FME, NME & NSE)

- 3 years parts
- 3 years labor
- 5 years parts on compressor

OTHER FLAKE ICE MACHINES

(MFE, AFE)

- 2 years parts
- 2 years labor
- 5 years on compressor

CSW45

- 1 year parts
- 1 year labor

TOUCHFREE® ICE MAKER/DISPENSERS

(MDT)

- 2 years parts
- 2 years labor
- 5 years on compressor

WATER FILTRATION SYSTEMS

(SSM)

- 5 year manifold parts only (SSMx-A & SCx0-A)
- 1 year manifold parts only (SSMx & SCx0)

ICE ONLY DISPENSERS

(ID)

- 2 years parts
- 1 year labor

REMOTE CONDENSING UNITS

(RHS)

- 1 year parts



MACHINE/BIN SIZING CHART

DIMENSIONS IN INCHES (W x D x H) – HEIGHT INCLUDES 6" LEGS

ICE MAKERS (Production)	BINS (Storage)		HTB250	HTB350	HTB555	BH360	BH550	BH801S-A	BH900	BH1100	BH1300	BH1600	SB480	SBX470 (SB480 Extension)	SBX215
	Lb.	Lb.	250	350	535	374	520	740	940	1100	1400	1755	485	470	215
CME686RLS CME810RLS	600 800		30x31 1/2 x 56 1/2 w/KBT32 top	30x31 1/2 x 63 1/2 w/KBT32 top	30x34 1/2 x 78 1/2 w/KBT32 top	22x31x78 w/KBT31 top	30x31 1/2 x 78 w/KBT32 top	42x31 1/2 x 79 1/2 w/KBT33 top	48 1/5 x 34 3/4 x 78 w/KBT34 top	43x34x84 KBT50 - single unit KBT51 - side by side	43x34x84 KBT52 - single unit KBT53 - side by side	43x34x84 KBT52 - single unit KBT53 - side by side			
CME306 CME456	340 490		30x31 1/2 x 56 1/2 w/KBT27 top	30x31 1/2 x 63 1/2 w/KBT27 top	30x34 1/2 x 78 1/2 w/KBT27 top	22x31x78	30x31 1/2 x 78 w/KBT27 top			43x34x84 _s	60x34x84 _s	60x34x84 _s			
CME256 CME506	260 420		30x31 1/2 x 55 1/2	30x31 1/2 x 62 1/2	30x34 1/2 x 77 1/2		30x31 1/2 x 77	42x31 1/2 x 77 w/KBT29 top	48 1/5 x 33 3/4 x 77 w/KBT22 top	43x34x83 No bin top or KBT55 - stacked	60x34x83 No bin top or KBT56 - stacked KBT54 - side by side	60x34x83 No bin top or KBT56 - stacked KBT54 - side by side			
CME656 CME806	575 725		30x31 1/2 x 55 1/2	30x31 1/2 x 62 1/2	30x34 1/2 x 77 1/2		30x31 1/2 x 77	42x31 1/2 x 77 w/KBT29 top	48 1/5 x 33 3/4 x 77 w/KBT22 top	43x34x83 No bin top or KBT55 - stacked	60x34x83 No bin top or KBT56 - stacked KBT54 - side by side	60x34x83 No bin top or KBT56 - stacked KBT54 - side by side			
CME1386RLS CME1686RLS CME2086RLS	1200 1600 1800							42x31 1/2 x 78 w/KBT29 top	48 1/5 x 33 3/4 x 78 w/KBT22	43x34x84	60x34x84 No bin top or KBT54 - side by side	60x34x84 No bin top or KBT54 - side by side			
CME1056	900		30x31 1/2 x 56 1/2	30x31 1/2 x 63 1/2	30x34 1/2 x 78 1/2		30x31 1/2 x 78	42x31 1/2 x 78 w/KBT29 top	48 1/5 x 33 3/4 x 78 w/KBT22 top	43x34x84 No bin top or KBT55 - stacked	60x34x84 No bin top or KBT56 - stacked KBT54 - side by side	60x34x84 No bin top or KBT56 - stacked KBT54 - side by side			
CME1356 CME1656 CME1856 CME2006	1275 1470 1694 1760								48 1/5 x 33 3/4 x 78	43x34x84	60x34x84 No bin top or KBT57 - stacked	60x34x84 No bin top or KBT57 - stacked			
NME654* NME954*	605 925		30x31 1/2 x 55 1/2 w/KBT14A top	30x31 1/2 x 62 1/2 w/KBT14A top	30x34 1/2 x 77 1/2 w/KBT14A top		30x31 1/2 x 77 w/KBT14A top or KBT20A top	42x31 1/2 x 77 w/KBT28 top _s	48 1/5 x 33 3/4 x 77* w/KBT24 top _s	43x34x83 _s	60x34x83 _s	60x34x83 _s	42 1/4 x 33 x 66 1/2 w/KBT18C top _s	42 1/4 x 33 x 62 1/2 w/KBT18C top _s	42 1/4 x 33 x 47 3/4 w/KBT18C top _s
NME1254**	1110		30x31 1/2 x 55 1/2	30x31 1/2 x 62 1/2	30x34 1/2 x 77 1/2		30x31 1/2 x 77	42x31 1/2 x 77 KBT29 top	48 1/5 x 33 3/4 x 77 w/KBT22 top	43x34x83	60x34x84 No bin top or KBT54 - side by side	60x34x83 No bin top or KBT54 - side by side	42 1/4 x 33 x 66 1/2 w/KBT18C top	42 1/4 x 33 x 62 1/2 w/KBT18C top	42 1/4 x 33 x 47 3/4 w/KBT18C top
NME1854 NME2504	1825 2660							42x31 1/2 x 77	48 1/5 x 33 3/4 x 77 w/KBT14A top	43x34x83	60x34x83	60x34x83	42 1/4 x 33 x 66 1/2 w/KBT18C top	42 1/4 x 33 x 62 1/2 w/KBT18C top	42 1/4 x 33 x 47 3/4 w/KBT18C top
MFE400	410		30x31 1/2 x 50 w/ KBT20A top	30x31 1/2 x 57 w/ KBT20A top	30x34 1/2 x 72 w/ KBT20A top		30x31 1/2 x 71 1/2 w/ KBT20A top	42x31 1/2 x 73 w/KBT28 top		Not Recommended	Not Recommended	Not Recommended	42 1/4 x 33 x 61 w/KBT18C top	42 1/4 x 33 x 57 w/KBT18C top	42 1/4 x 33 x 42 1/4 w/KBT18C top
FME804* FME1204*	650 1010		30x31 1/2 x 55 1/2 w/KBT14A top	30x31 1/2 x 62 1/2 w/KBT14A top	30x34 1/2 x 77 1/2 w/KBT14A top		30x31 1/2 x 77 w/KBT14A top or KBT20A top	42x31 1/2 x 77 w/KBT28 top _s	48 1/5 x 33 3/4 x 77* w/KBT24 top _s	43x34x83 _s	60x34x83 _s	60x34x83 _s	42 1/4 x 33 x 66 1/2 w/KBT18C top _s	42 1/4 x 33 x 62 1/2 w/KBT18C top _s	42 1/4 x 33 x 47 3/4 w/KBT18C top _s
FME1504**	1220		30x31 1/2 x 55 1/2	30x31 1/2 x 62 1/2	30x34 1/2 x 77 1/2		30x31 1/2 x 77	42x31 1/2 x 77 w/KBT29 _s	48 1/5 x 33 3/4 x 77 w/KBT22 top	43x34x83	60x34x84 No bin top or KBT54 - side by side	60x34x84 No bin top or KBT54 - side by side	42 1/4 x 33 x 66 1/2 w/KBT18C top	42 1/4 x 33 x 62 1/2 w/KBT18C top	42 1/4 x 33 x 47 3/4 w/KBT18C top
FME2404 FME3004	2020 2890							42x31 1/2 x 77	48 1/5 x 33 3/4 x 77 w/KBT14A top	43x34x83	60x34x83	60x34x83	42 1/4 x 33 x 66 1/2 w/KBT18C top	42 1/4 x 33 x 62 1/2 w/KBT18C top	42 1/4 x 33 x 47 3/4 w/KBT18C top
FME1204RL FME1504RL NME654RL NME954RL NME1254RL										43x34x83	60x34x83	60x34x83			
MAR1400/ 2000										43x34x77 w/KBT58 top	60x34x77 w/KBT59 top	60x34x77 w/KBT59 top			

No Bin Top required when blank

s = Accepts multiple ice machines stacked side by side.

* = Use KBT25 when stacking two units side by side on BH900.

** = FME1504's and NME1254's must be water-cooled or remote air-cooled units when mounted side by side on BH1300 or BH1600.



YOU'LL VALUE THE DIFFERENCE.™

775 Corporate Woods Parkway • Vernon Hills, IL 60061 • 1-800-SCOTSMAN • Fax: (847) 913-9844
Visit our website at: www.scotsman-ice.com • E-mail: customer.service@scotsman-ice.com

