

CLUB TOP DIRECT DRAW KEG REFRIGERATORS

Combination of Draft Beer Dispenser & Chilled Glass Storage



EBD – Series

• EBD2-CT • EBD3-CT • EBD4-CT



EBD2-CT



EBD3-CT



EBD4-CT

Cabinet Construction

Heavy duty stainless steel countertop and lid, textured and laminated black vinyl exterior. Galvanized steel interior wall, and high quality stainless steel floor. 1 3/4" thick high density foamed-in-place polyurethane insulation. Compact, easy access club top compartment. Built-in caster thread receptacles for all units.

Refrigeration System

- Side mounted condensing unit
- Oversized condenser and evaporator coils quickly achieve and maintain desired temperature
- Forced-air cooling with oversized evaporator fan motors providing balanced airflow throughout cabinet to ensure faster temperature drop
- Removable side panel and slide-out condensing unit for convenient repair and maintenance
- Environmentally friendly CFC free R-134A refrigerant
- Air defrost controlled by electrical timer
- Copper tube and aluminum fin evaporator with anti-corrosive coating
- Energy efficient condensate drain pan assembly heated by high side copper tube
- Pre-wired and ready to plug, 115V/60Hz/1Ph, NEMA 5-15P

Doors & Locks

- Textured and laminated black exterior and galvanized steel interior
- 1 3/4" thick high density foamed-in-place polyurethane insulation
- One piece snap-in magnetic door gaskets for easy replacement
- Heavy duty recessed door handles for a flat surface
- Door locks

Lids

- Heavy duty stainless steel, easy glide, removable lid
- 3/4" thick, foamed-in-place polyurethane insulation

Draft Arms

- NSF approved 3" diameter insulated stainless steel draft arm with air distributor
- (2) single faucet draft arms for EBD2-CT, (1) single faucet & (1) dual faucet draft arms for EBD3-CT and (2) dual faucet draft arms for EBD4-CT

Lighting

- Shielded incandescent interior lighting with on/off switch

Shelving (Chilled Glass Storage)

- One adjustable epoxy coated wire shelf with stainless steel pilasters and shelf clips

Temperature Control

- Factory preset temperature, 35°F
- Temperature setting range from 32°F to 42°F
- Easy to set analog thermostat

Options

- 2 1/2" and 4" diameter casters (3 1/2" and 5" overall height)
- Dual faucet towers

• Project / Customer _____
 • Item No. _____
 • Model No. _____

Warranty
 5 Year — Compressor Warranty
 3 Year — Parts & Labor Warranty
Applicable to units purchased after July 1, 2014.

Contact
 201 W. Artesia Blvd, Compton, CA 90220
 T. (310) 323-6586, (800) 444-6285
 F. (310) 323-7524

CLUB TOP DIRECT DRAW KEG REFRIGERATORS

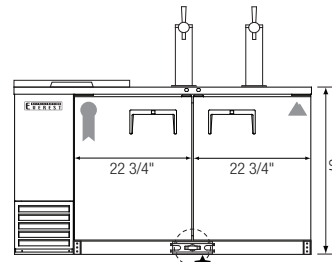
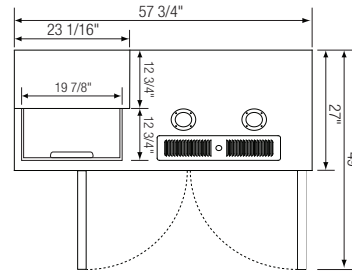
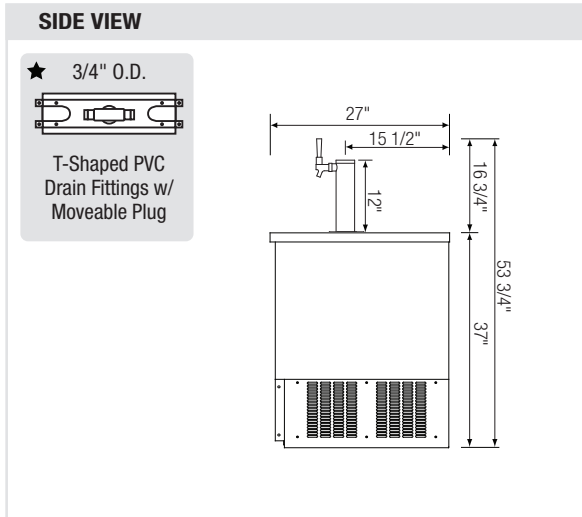
Combination of Draft Beer Dispenser & Chilled Glass Storage



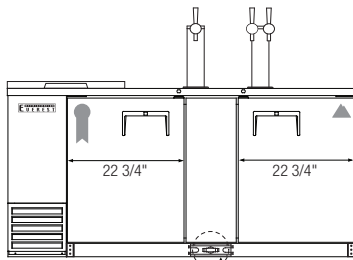
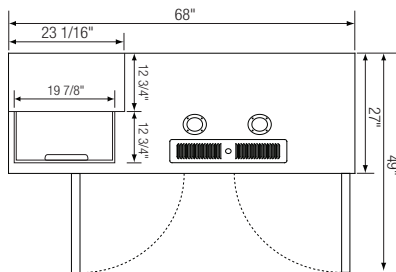
EBD – Series

• EBD2-CT • EBD3-CT • EBD4-CT

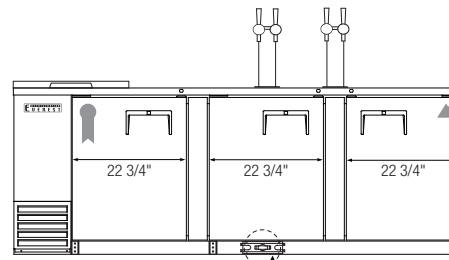
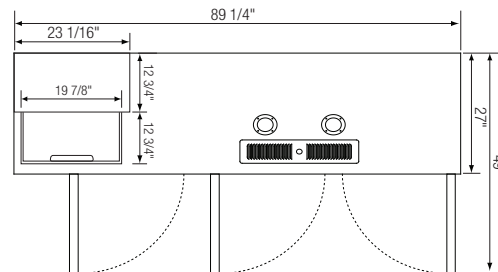
Dimensions



▲ EBD2-CT



▲ EBD3-CT



▲ EBD4-CT

| Model | Ref/ Fzr/ Dual | # of Doors | Capacity & Size of Barrels | Capacity (Cu.Ft.) | HP | Refrigerant | # of Shelves | Power (V-Hz-Ph) | Amps | Crated Weight (LBS) | Exterior Dimensions (Inches) | | | * Height does not include tower Ref = Refrigerator Fzr = Freezer Dual = Ref & Fzr Combo |
|---------|----------------------|---------------|----------------------------------|----------------------|-----|-------------|-----------------|--------------------|------|---------------------------|---------------------------------|----|----|---|
| | | | | | | | | | | | L | D | H* | |
| EBD2-CT | Ref | 2 | (2) 1/2 | 20.09 | 1/4 | R-134A | 1 | 115-60-1 | 4.20 | 278 | 57 3/4 | 27 | 37 | |
| EBD3-CT | Ref | 2 | (3) 1/2 | 24.01 | 1/4 | R-134A | 1 | 115-60-1 | 4.20 | 309 | 68 | 27 | 37 | |
| EBD4-CT | Ref | 3 | (4) 1/2 | 32.37 | 1/3 | R-134A | 1 | 115-60-1 | 4.20 | 390 | 89 1/4 | 27 | 37 | |

Disclaimer: Product dimensions are for general purposes and not absolute value. Slight variations may exist. If dimensions are critical, please contact Everest.