

# 24" DEEP DIRECT DRAW KEG REFRIGERATOR

**EBD – Series      Model : EBD2-24**



 **Operating temperature range is 32°F ~ 42°F**



## Cabinet Construction

Heavy duty stainless steel countertop with textured and laminated black vinyl exterior. Galvanized steel interior wall, and high quality stainless steel floor. 1 3/4" thick high density foamed-in-place polyurethane insulation. Built-in caster thread receptacles.

## Refrigeration System

- Side mounted condensing unit
- Oversized condenser and evaporator coils quickly achieve and maintain desired temperature
- Forced-air cooling with oversized evaporator fan motors providing balanced airflow throughout cabinet to ensure faster temperature drop
- Removable side panel and slide-out condensing unit for convenient repair and maintenance
- Environmentally friendly CFC free R-134A refrigerant
- Air defrost controlled by electrical timer
- Copper tube and aluminum fin evaporator with anti-corrosive coating
- Energy efficient condensate drain pan assembly heated by high side copper tube
- Pre-wired and ready to plug, 115V/60Hz/1Ph, NEMA 5-15P

## Doors

- Textured and laminated black exterior with galvanized steel interior
- 1 3/4" thick high density foamed-in-place polyurethane insulation
- One piece snap-in magnetic door gaskets for easy replacement
- Heavy duty recessed door handles for a flat surface
- Door locks

## Draft Arms

- NSF approved 3" diameter insulated stainless steel draft arm with air distributor
- Two single faucet draft arms

## Lighting

- Shielded incandescent interior lighting with on/off switch

## Temperature Control

- Factory preset temperature, 35°F
- Temperature setting range from 32°F to 42°F
- Easy to set analog thermostat

## Options

- 2 1/2" and 4" diameter casters (3 1/2" and 5" overall height)
- Dual faucet towers

Model	# of Doors	# of 1/2 Barrels	Capacity (Cu. Ft.)	HP	Refrigerant	Power (V-Hz-Ph)	Amps	Crated Weight	Exterior Dimensions		
									L	D	H*
EBD2-24	2	(2) 1/2	16.86	1/4+	R-134A	115-60-1	4.50	280lbs (127kg)	57 3/4" (1466 mm)	24 1/2" (623 mm)	37 1/8" (944 mm)

\* : Height includes 5" for casters.


Specifications subject to change without notice.

Product dimensions are for general purposes and not absolute value. Product capacity(▶) is calculated based on standard industry figures. Slight variations may exist. If dimensions and capacity are critical, please contact Everest Refrigeration.

# 24" DEEP DIRECT DRAW KEG REFRIGERATOR

**EBD – Series      Model : EBD2-24**



DIMENSIONAL DATA		
Net capacity cu. ft.		16.86 (477.4 cu l)
<b>Exterior (mm)</b>	Length Overall in.	57 3/4" (1466)
	Depth Overall in.	24 1/2" (623)
	Height Overall in.*	37 1/8" (944)
Crated Weight		280lbs (127kg)
# of Doors		2
# of 1/2 Barrels		(2) 1/2
ELECTRICAL DATA		
Voltage (V-Hz-Ph)		115-60-1
Full load amperes		4.50
Feed wires with Ground		3
Cord Length ft.		9
REFRIGERATION DATA		
Refrigerant		R-134A
Compressor H.P.		1/4+ HP
BTU/HR <sup>a</sup> (Kcal/h)		2075 (523)
 Equipped with one NEMA 5-15P plug.		

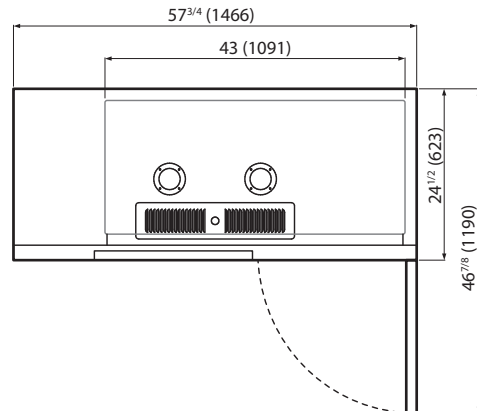
**Specifications subject to change without notice.**

\* : Height includes 5" for casters.

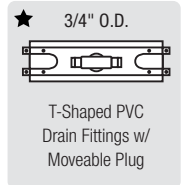
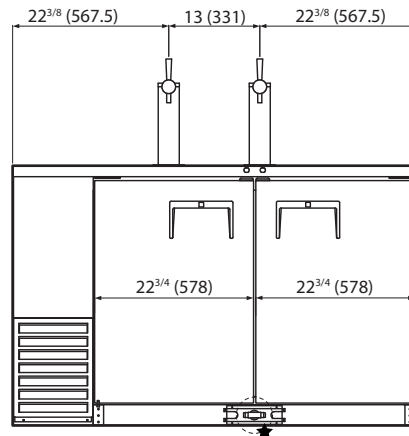
a : Based on evaporating temperature of 23°F(-5°C) & Condensing temperature of 131°F(55°C).

## Dimensions inches (mm)

Top View



Front View



Side View

