

DIRECT DRAW KEG REFRIGERATOR

EBD – Series Model : EBD2



 **Operating temperature range is 32°F ~ 42°F**



Cabinet Construction

Heavy duty stainless steel countertop and rail, textured and laminated black vinyl exterior. Galvanized steel interior wall, and high quality stainless steel floor. 1 3/4" thick high density foamed-in-place polyurethane insulation. Pre-installed four 4" diameter casters. Built-in caster thread receptacles.

Refrigeration System

- Side mounted condensing unit
- Oversized condenser and evaporator coils quickly achieve and maintain desired temperature
- Forced-air cooling with oversized evaporator fan motors providing balanced airflow throughout cabinet to ensure faster temperature drop
- Removable side panel and slide-out condensing unit for convenient repair and maintenance
- Environmentally friendly CFC free R-134A refrigerant
- Air defrost controlled by electrical timer
- Copper tube and aluminum fin evaporator with anti-corrosive coating
- Energy efficient condensate drain pan assembly heated by high side copper tube
- Pre-wired and ready to plug, 115V/60Hz/1Ph, NEMA 5-15P

Doors

- Textured and laminated black exterior with galvanized steel interior
- 1 3/4" thick high density foamed-in-place polyurethane insulation
- One piece snap-in magnetic door gaskets for easy replacement
- Heavy duty recessed door handles for a flat surface
- Door locks

Draft Arms

- NSF approved 3" diameter insulated stainless steel draft arm with air distributor
- two single faucet draft arms

Lighting


- Shielded incandescent interior lighting with on/off switch

Shelving

- Factory preset temperature, 35°F
- Temperature setting range from 32°F to 42°F
- Easy to set analog thermostat


Options

- 2 1/2" and 4" diameter casters (3 1/2" and 5" overall height) optional
- Dual faucet towers

Model	# of Doors	# of 1/2 Barrels	Capacity  (Cu. Ft.)	HP	Refrigerant	Power (V-Hz-Ph)	Amps	Crated Weight	Exterior Dimensions		
									L	D	H*
EBD2	2	2	20.09	1/4+	R-134A	115-60-1	4.50	275lbs (124.7kg)	57 3/4" (1466 mm)	27 1/8" (668 mm)	37 1/8" (944 mm)

* : Height includes 5" for casters.


Specifications subject to change without notice.

Product dimensions are for general purposes and not absolute value. Product capacity() is calculated based on standard industry figures. Slight variations may exist. If dimensions and capacity are critical, please contact Everest Refrigeration.

DIRECT DRAW KEG REFRIGERATOR

EBD – Series Model : EBD2



DIMENSIONAL DATA		
Net capacity cu. ft.		20.09 (568.9 cu l)
Exterior (mm)	Length Overall in.	57 3/4" (1466)
	Depth Overall in.	27 1/8" (688)
	Height Overall in.*	37 1/8" (944)
Crated Weight		275lbs (124.7kg)
# of Doors		2
# of 1/2 Barrels		2
ELECTRICAL DATA		
Voltage (V-Hz-Ph)		115-60-1
Full load amperes		4.50
Feed wires with Ground		3
Cord Length ft.		9
REFRIGERATION DATA		
Refrigerant		R-134A
Compressor H.P.		1/4+ HP
BTU/HR ^a (Kcal/h)		2075 (523)
 Equipped with one NEMA 5-15P plug.		

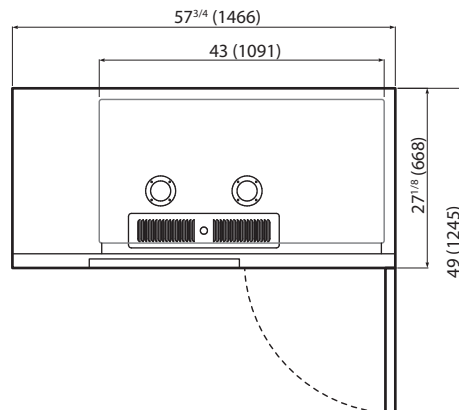
Specifications subject to change without notice.

*: Height includes 5" for casters.

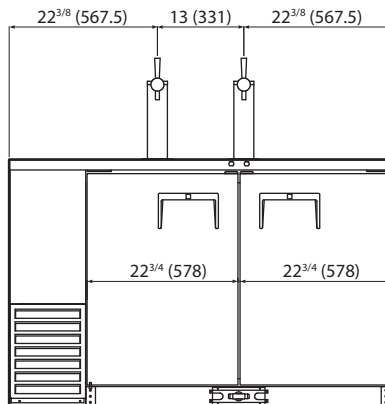
^a: Based on evaporating temperature of 23°F(-5°C) & Condensing temperature of 131°F(55°C).

Dimensions inches (mm)

Top View



Front View



Side View

