

# 24" DEEP BACK BAR & DIRECT DRAW KEG REFRIGERATOR

EBD – Series Model : EBD3-BBG-24



 Operating temperature range is 32°F ~ 42°F



## Options

- 2 1/2" and 4" diameter casters (3 1/2" and 5" overall height)
- Dual faucet tower

Model	# of Doors	# of Shelves	# of 1/2 Barrels	Capacity (Cu. Ft.)	HP	Refrigerant	Capacity 20oz. Cans / Bottles	Power (V-Hz-Ph)	Amps	Crated Weight	Exterior Dimensions		
											L	D	H*
EBD3-BBG-24	1(SD) 1(GD)	2	(1) 1/2 (1) 1/4 - slim	20.41	1/4+	R-134A	315 / 210	115-60-1	4.50	325lbs (147.4kg)	68" (1727 mm)	24 1/2" (623 mm)	37 1/8" (795 mm)

SD : Solid Door | GD : Glass Door | ✳ : Height does not include towers

Specifications subject to change without notice.

Product dimensions are for general purposes and not absolute value. Product capacity(▶) is calculated based on standard industry figures. Slight variations may exist. If dimensions and capacity are critical, please contact Everest Refrigeration.

## Cabinet Construction

Heavy duty stainless steel countertop, with textured and laminated black vinyl exterior. Galvanized steel interior wall and high quality stainless steel floor. 1 3/4" thick high density foamed-in-place polyurethane insulation. Built-in caster thread receptacles.

## Refrigeration System

- Side mounted condensing unit
- Oversized condenser and evaporator coils quickly achieve and maintain desired temperature
- Forced-air cooling with oversized evaporator fan motors providing balanced airflow throughout cabinet to ensure faster temperature drop
- Removable side panel and slide-out condensing unit for convenient repair and maintenance
- Environmentally friendly CFC free R-134A refrigerant
- Air defrost controlled by electrical timer
- Copper tube and aluminum fin evaporator with anti-corrosive coating
- Energy efficient condensate drain pan assembly heated by high side copper tube
- Pre-wired and ready to plug, 115V/60Hz/1Ph, NEMA 5-15P

## Doors

- Textured and laminated black exterior with galvanized steel interior for solid doors, and black PVC frames with low emissivity double pane glass system for glass doors
- 1 3/4" thick high density foamed-in-place polyurethane insulation
- One piece snap-in magnetic door gaskets for easy replacement
- Heavy duty recessed and die cast door handles
- Door locks

## Draft Arm

- NSF approved 3" diameter insulated stainless steel draft arm with air distributor
- One single faucet draft arm

## Lighting

- Shielded vertical LED interior lighting with on/off switch for energy saving, less heat generation and enhanced illumination

## Shelving

- Two epoxy coated wire shelves
- Stainless steel pilasters and shelf clips

## Temperature Control

- Factory preset temperature, 35°F
- Temperature setting range from 32°F to 42°F
- Easy to set analog thermostat

# 24" DEEP BACK BAR & DIRECT DRAW KEG REFRIGERATOR

**EBD – Series    Model : EBD3-BBG-24**



DIMENSIONAL DATA		
Net capacity cu. ft.		20.41 (577.9 cu l)
<b>Exterior (mm)</b>	Length Overall in.	68" (1727)
	Depth Overall in.	24 1/2" (623)
	Height Overall in.*	37 1/8" (795)
<b>Interior (mm)</b>	Length Overall in.	53 1/4" (1352)
	Depth Overall in.	19 1/8" (486)
	Height Overall in.	31 1/4" (795)
Crated Weight		325lbs (147.4kg)
# of Doors		1 (Solid Door) 1 (Glass Door)
# of Shelves		2
# of 1/2 Barrels		(1) 1/2 (1) 1/4 - slim
Capacity 20oz. Cans / Bottles		315 / 210
Shelf Size Length x Depth in. (mm)		26" x 18 1/2" (660 x 470)
ELECTRICAL DATA		
Voltage (V-Hz-Ph)		115-60-1
Full load amperes		4.50
Feed wires with Ground		3
Cord Length ft.		9
REFRIGERATION DATA		
Refrigerant		R-134A
Compressor H.P.		1/4+ HP
BTU/HR <sup>a</sup> (Kcal/h)		2075 (523)



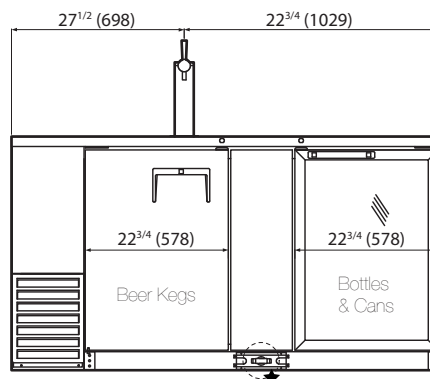
Equipped with one NEMA 5-15P plug.

Specifications subject to change without notice.

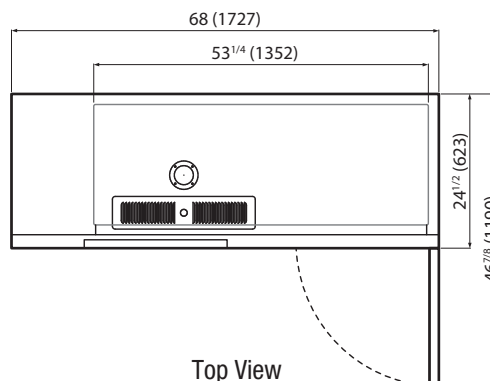
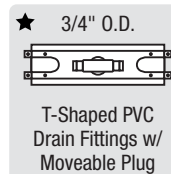
\* : Height does not include towers.

a : Based on evaporating temperature of 23°F(-5°C) & Condensing temperature of 131°F(55°C).

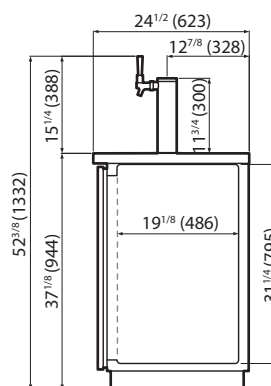
## Dimensions (mm)



Front View



Top View



Side View