



PERLICK®



15" CUBELET ICE MAKERS



HP15CU-R
*Stainless Steel Door Model
Hinged right*



HA15CU-L
*Stainless Steel Door Model
Hinged left*

JOB	
AREA	
ITEM NO.	
MODEL NO.	

SIGNATURE SERIES MODELS

MODELS	DESCRIPTION
HP15CU-L	Solid stainless steel door, hinged left
HP15CU-R	Solid stainless steel door, hinged right
HP15CU-W*	Panel ready door, hinged left or right

ADA-HEIGHT COMPLIANT MODELS

MODELS	DESCRIPTION
HA15CU-L	Solid stainless steel door, hinged left
HA15CU-R	Solid stainless steel door, hinged right
HA15CU-W*	Panel ready door, hinged left or right

** This unit comes ready to accept customer-provided overlay panel and handle*

KEY PRODUCT FEATURES AND BENEFITS

- Produces soft, chewable, nugget-shaped ice that absorbs the flavors of beverages and is fun to crunch
- Produces up to 80 lbs. of ice per day with a storage capacity of 22 lbs. ensures you always have fresh ice for gatherings of any size
- All stainless steel ice making surface allows easy cleaning and ensures fresh ice for the life of the machine
- ADA-height compliant models available for accessible and aging in place designs

ADDITIONAL FEATURES

- Available with stainless steel or panel ready doors to match your design style – panel ready doors accept customer-supplied door overlay and handle
- UL-Approved for outdoor use
- Easily accessible power switch, quickly turn off machine prior to end of season
- Factory installed drain pump allows unit to be installed anywhere, regardless of drain location.
- UL certified for low lead (NSF 372)

Form No. Z3014
Rev 05.08.25



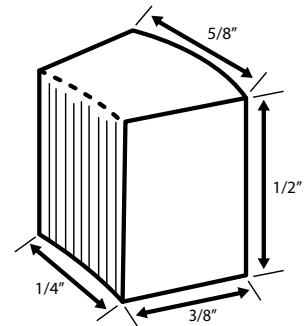
PERLICK®



15" CUBELET ICE MAKERS

MODEL NUMBERS		HP15CU SIGNATURE SERIES	HA15CU (ADA Height Compliant Series)
OVERALL DIMENSIONS	Width - in. (mm)	14-7/8" (378mm)	14-7/8" (378mm)
	Depth - in. (mm)	22-9/16" (573 mm)	22-9/16" (573 mm)
	Height - in. (mm)	33-1/2" (851 mm)	31-1/2" (800 mm)
OPENING DIMENSIONS	Width - in. (mm)	15" (381 mm)	15" (381 mm)
	Depth - in. (mm)	24-7/8" (632 mm)	24-7/8" (632 mm)
	Height - in. (mm)	34-1/2"	32-1/4" (819 mm)
SHIPPING WEIGHT Lbs.		139 lbs. (63.05 kg.)	139 lbs. (63.05 kg.)
ELECTRICAL SPECIFICATIONS	Electrical Supply	115V/60 Hz/1 Ph	115V/60 Hz/1 Ph
	Running Load Amps	4.0 amps	4.0 amps
	Electrical Connection	Cord connected	15 amp dedicated circuit
	Cord Plug Type	NEMA 3 Prong 5-15P	NEMA 5-15 plug, 5' / 3 prong grounding-type
	Cord length	6.5 ft	6.5 ft
REFRIGERATION SPECIFICATIONS	Refrigerant	R290	R290
	Plumbing	1/2" FTP water Inlet, 1/2" FTP Drain	1/2" FTP water Inlet, 1/2" FTP Drain
OPERATING LIMITS	Ambient Temp Range	45-100F	45-100F
	Water Temp Range	45-90F	45-90F
	Water Pressure	7-113 psig	7-113 psig
	Voltage Range	104-127V	104-127V

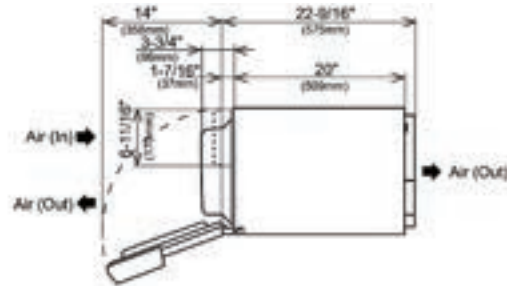
Perlick accessories are available for purchase through an authorized Perlick dealer. For a full list of accessories and to find a dealer near you, visit perlick.com



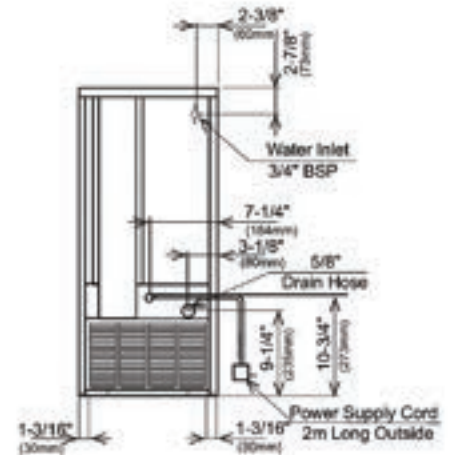
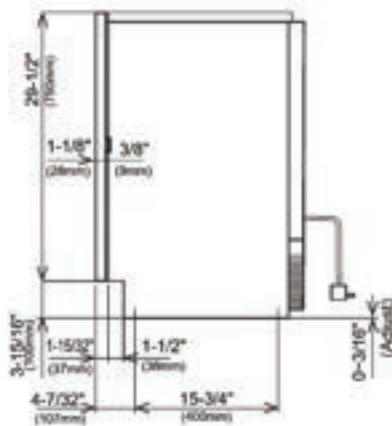
Cubelet Dimensions

Form No. Z3014
Rev 05.08.25

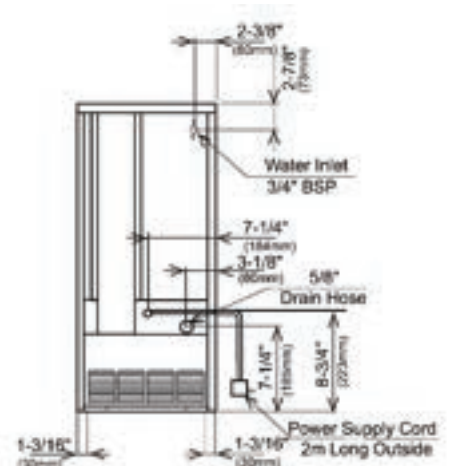
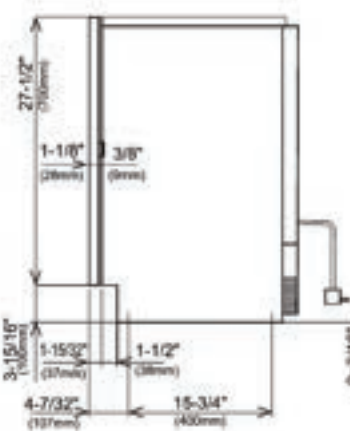
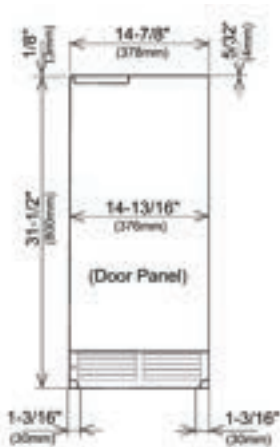
15" CUBELET ICE MAKERS



**Top View –
Signature and ADA-Height Compliant Series
Cubelet Ice Makers**



Signature Series Front, Side and Back View



ADA-Height Compliant Series Front, Side and Back View

⚠ WARNING: California Prop 65 Notice

These appliances may expose you to chemicals including Chromium, which are known to the state of California to cause cancer and birth defects or other reproductive harm. For more information on whether a product in this list contains these chemicals, please refer to the specific product page at perlick.com. Or to find out more about **Prop 65**, go to P65Warnings.ca.gov.

Form No. Z3014
Rev 05.08.25