



PERLICK®



15" CLEAR ICE MAKERS



HP15CI-R
*Stainless Steel Door Model
Hinged right*



HA15CI-L
*Stainless Steel Door Model
Hinged left*

JOB	
AREA	
ITEM NO.	
MODEL NO.	

SIGNATURE SERIES MODELS

MODELS	DESCRIPTION
HP15CI-L	Solid stainless steel door, hinged left
HP15CI-R	Solid stainless steel door, hinged right
HP15CI-W*	Panel ready door, hinged left or right

ADA-HEIGHT COMPLIANT MODELS

MODELS	DESCRIPTION
HA15CI-L	Solid stainless steel door, hinged left
HA15CI-R	Solid stainless steel door, hinged right
HA15CI-W*	Panel ready door, hinged left or right

**This unit comes ready to accept customer-provided overlay panel and handle*

KEY PRODUCT FEATURES AND BENEFITS

- Produces clear, top hat shaped ice, that is clear of imperfections and prevents ice from clumping like traditional ice makers
- Produces up to 51 lbs. of ice per day with a storage capacity of 22 lbs. ensures you always have fresh ice for gathering of any size
- Easily disassembled all stainless steel ice making surface allows easy cleaning and ensures fresh ice for the life of the machine
- ADA-height compliant models available for accessible and aging in place designs

ADDITIONAL FEATURES

- Available with stainless steel or panel ready doors to match your design style – Panel ready doors accept customer-supplied door overlay and handle
- UL-Approved for outdoor use
- Power switch accessible without panel removal
- Factory installed drain pump allows unit to be installed anywhere, regardless of drain location.
- UL certified for low lead (NSF 372)

Form No. Z3015
Rev 05.08.25



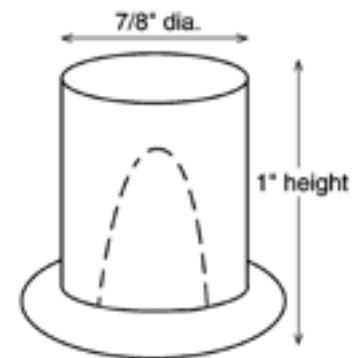
PERLICK®



15" CLEAR ICE MAKERS

MODEL NUMBERS		HP15CI Signature Series	HA15CI ADA-Height Compliant Series
OVERALL DIMENSIONS	Width - in. (mm)	14-7/8" (378mm)	14-7/8" (378mm)
	Depth - in. (mm)	22-9/16" (573 mm)	22-9/16" (573 mm)
	Height - in. (mm)	33-1/2" (851 mm)	31-1/2" (800 mm)
OPENING DIMENSIONS	Width - in. (mm)	15" (381 mm)	15" (381 mm)
	Depth - in. (mm)	24-7/8" (632 mm)	24-7/8" (632 mm)
	Height - in. (mm)	34-1/2"	32-1/4" (819 mm)
SHIPPING WEIGHT Lbs.		117 lbs (53.07 kg)	117 lbs (53.07 kg)
ELECTRICAL SPECIFICATIONS	Electrical Supply	115V/60 Hz/1 Ph	115V/60 Hz/1 Ph
	Running Load Amps	3.4 amps	3.4 amps
	Electrical Connection	Cord connected	Cord connected
	Cord Plug Type	NEMA 3 Prong 5-15P	NEMA 3 Prong 5-15P
	Cord length	6.5 ft	6.5 ft
REFRIGERATION SPECIFICATIONS	Refrigerant	R290	R290
	Plumbing	1/2" FTP water Inlet, 1/2" FTP Drain	1/2" FTP water Inlet, 1/2" FTP Drain
OPERATING LIMITS	Ambient Temp Range	45-100F	45-100F
	Water Temp Range	45-90F	45-90F
	Water Pressure	7-113 psig	7-113 psig
	Voltage Range	104-127V	104-127V

Perlick accessories are available for purchase through an authorized Perlick dealer. For a full list of accessories and to find a dealer near you, visit perlick.com



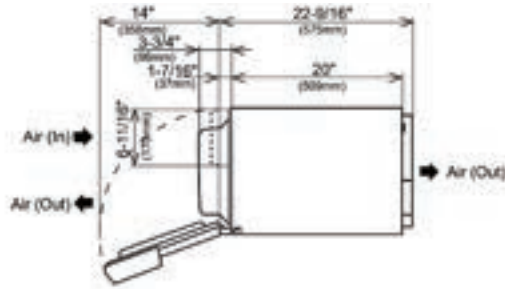
Cube Dimensions



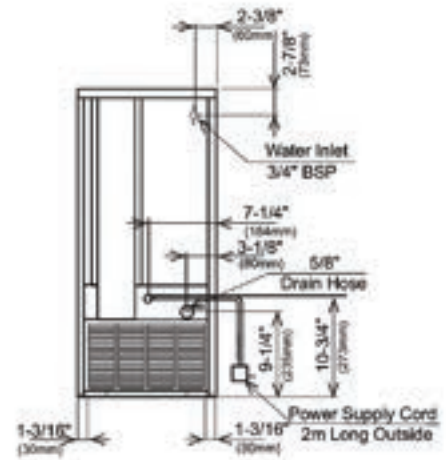
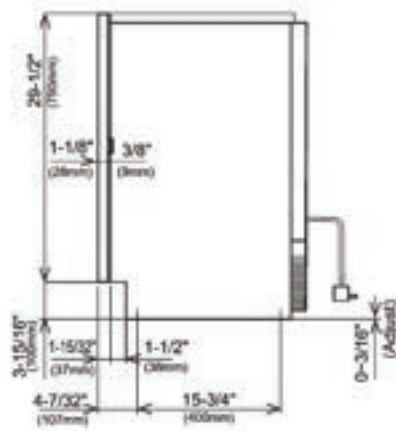
PERLICK®



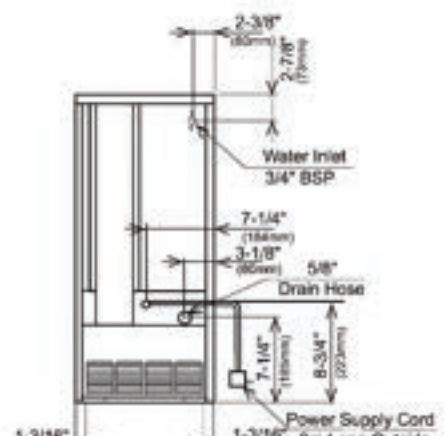
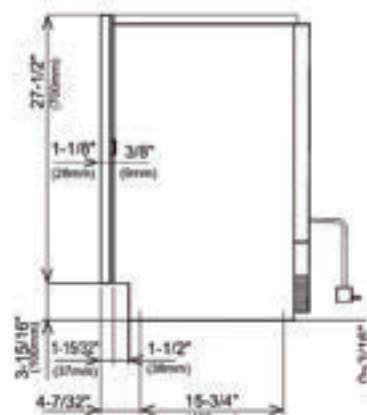
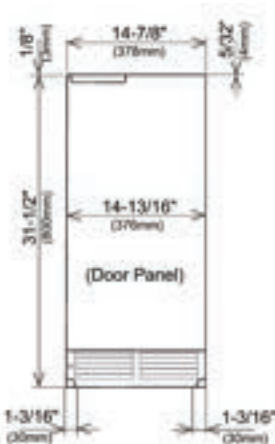
15" CLEAR ICE MAKERS



Top View –
Signature and ADA-Height Compliant Series
Cubelet Ice Makers



Signature Series Front, Side and Back View



ADA-Height Compliant Series Front, Side and Back View

! WARNING: California Prop 65 Notice

These appliances may expose you to chemicals including Chromium, which are known to the state of California to cause cancer and birth defects or other reproductive harm. For more information on whether a product in this list contains these chemicals, please refer to the specific product page at perlick.com. Or to find out more about **Prop 65**, go to P65Warnings.ca.gov.

Form No. Z3015
Rev 05.08.25